



# POMEGRANATE CROP INSURANCE PROGRAM

**TRAINING MODULE**



2024 Commodity Year

# Training Module


- The purpose of this webinar is to provide an overview of the Pomegranate APH Insurance Program for the 2023 crop year to Approved Insurance Providers.

**The content of this webinar does not supersede policy provisions and is for informational purposes only.**

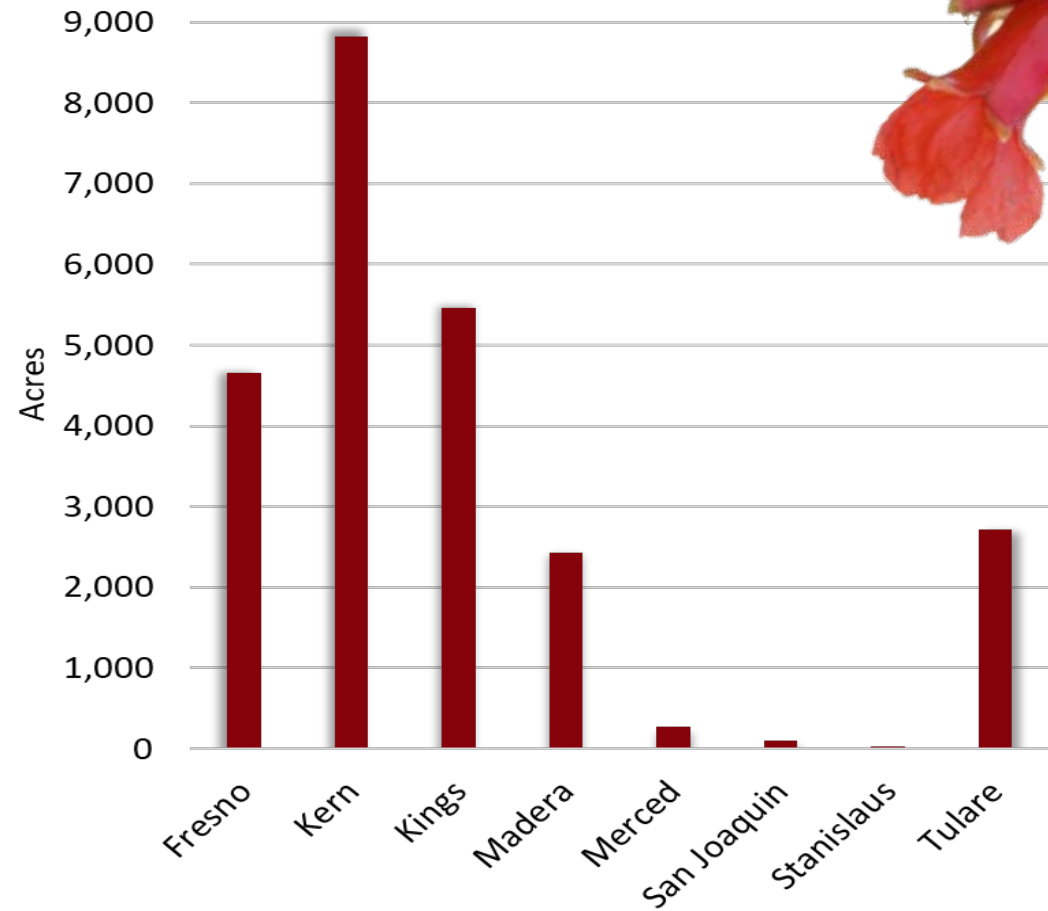
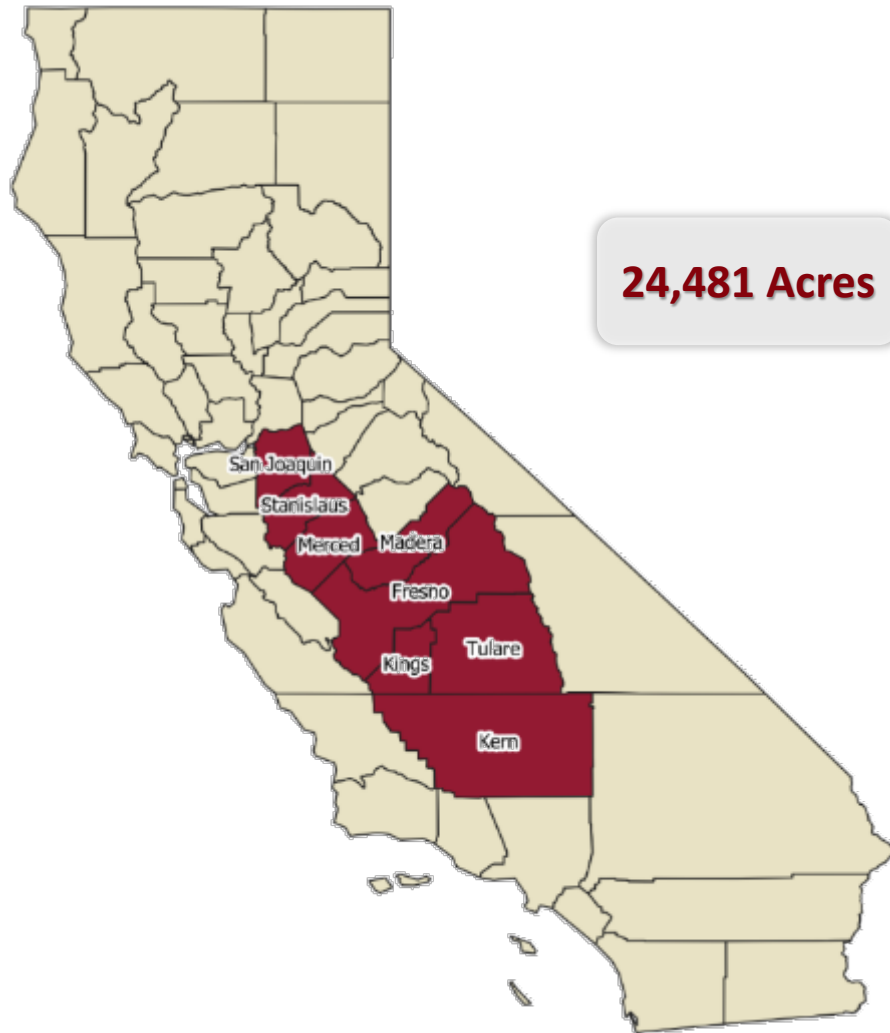


# Industry Overview

- 98% of US pomegranates grown in California
  - Stable acreage for the last decade
- Three primary utilizations: Fresh, Arils, & Juice
  - Fresh has a significant price premium; producers try to maximize production in this category
  - Fruit not meeting quality standards for fresh will be sold in the processed (juice or arils) market



# Pomegranate Coverage Area



# Program Design Requirements

***Program designed to satisfy needs of all stakeholders***

Recognize the quality losses due to insured causes








Operate within the framework of existing Plan 90 calculations

Accurately assess value of production within a diverse industry to avoid over/under insurance



# Pomegranate Insurance Program

## Overview

-  APH yield-based crop insurance program which recognizes quality losses
-  Coverage based on 4 to 10 years of the insured's actual production; T-yields will be available
-  Most recent 4 years of pack out records are required for full quality adjustment
-  50% to 85% coverage levels plus Catastrophic (CAT) coverage, with standard subsidies
-  Basic, Optional, and Enterprise Units available
-  Irrigated practice only; conventional & organic
-  Coverage for two types: Varietal Group A (early varieties) & Varietal Group B ('Wonderful' and all others)



# Covered Perils

**Adverse weather conditions**

**Fire, unless weeds and other forms of undergrowth have not been controlled or pruning debris has not been removed from the orchard**

**Earthquake**

**Volcanic eruption**

**Failure of irrigation water supply, if caused by an insured peril that occurs during the insurance period**

**Insects, but not damage due to insufficient or improper application of pest control measures**

**Plant disease, but not damage due to insufficient or improper application of disease control measures**



# Pomegranate Insurance Timeline

## 2024 and Subsequent Commodity Years

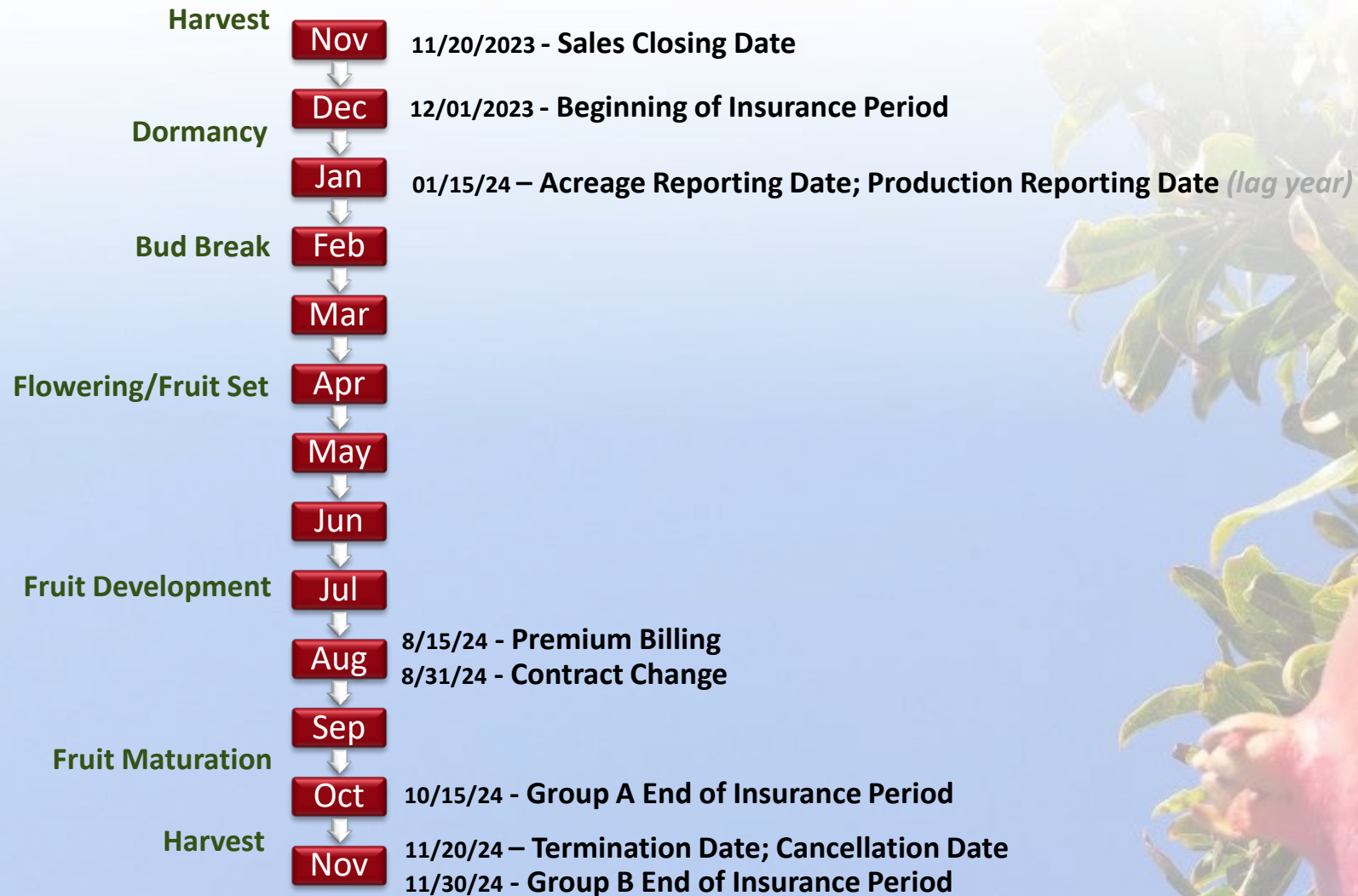


Photo Source: University of California Agriculture & Natural Resources





# Established Price

- Separate Price Elections established for Varietal Group A and Varietal Group B
  - The price estimates the weighted value of a ton of pomegranates and accounts for fresh and processed production.
- Use of contract prices are not allowed



# Quality Coverage

- Quality coverage is triggered when the commodity year harvested packout is at least 10% less than the historical average packout.
  - The historical average pack out is the average of the most recent four-year period of pack outs. All four pack outs must be from the same packing house.
- A Standardized Fresh Pack Out Percent is used to adjust the producer's expectations to the program average pack out of 35%.

$$\text{Standardized Fresh Pack Out} = \frac{\text{Current Year's Fresh PO}}{\text{Historical Fresh PO}} \times 35\%$$



# Quality Coverage, cont.

- This coverage is built into the base program, growers may elect not to have quality coverage and receive a premium discount via the Quality Exclusion option.
- Quality assessments will trigger when a pack out percentage (by type and unit) is less than 90% of the average historic pack out percentage.
  - When a quality loss is triggered, the value of the production to count will be calculated using applicable fresh and processed prices, which are published in the Special Provisions.



# Quality Exclusion Option

- Producers may elect to only insure their gross tons of production (not quality of production) by electing the Quality Exclusion (QX) option.
  - Rate discount applicable for QX
  - This is especially important for growers who do not have the records required to qualify for the quality adjustment.
- Note that pack out records are not reported until the Production Report Date, but this election must be made at Sales Closing Date. Agents need to check producer's pack out records at sign up and determine if they meet packout record requirements.



# Unit Structure

- Basic Units
  - According to Section 1 of the Basic Provisions
- Optional Units
  - By non-contiguous land
  - By type (Added for the 2024CY)
- Enterprise Units
  - Two or more:
    - Optional Units
    - Section equivalents or FSA farm number where sections, section equivalents, or FSA farm numbers are applicable for unit division purposes
- Excluded Units include:
  - Written Unit Agreements and Whole Farm Units.



# Approved Yield Determination

- Unit of measure is total tons of pomegranates.
- Minimum of 4 years, maximum of 10 years of history.
  - APH databases with less than 4 years of actual yields will be established using variable T-yield procedures.
- Yield Substitution (YA) and Yield Cups are applicable
- The following provisions from Part 15 & 17 of the Crop Insurance Handbook (CIH) are excluded by the Pomegranate CISH:
  - Trend Adjusted APH (TA)
  - Yield Exclusion (YE)
  - Yield Floor



# Example

## Without Quality Exclusion Selection

### Producer

- 100 acres pomegranates
- 100% share
- 65% coverage level
- 11.0 ton per acre APH
  - 40% Avg. fresh Packout
- 6.0 ton per acre harvested production
  - 20% fresh packout on harvested production

### Program

*(based on industry average price & packout per ton)*

- \$480 per ton weighted average price
  - \$ 1,000 Fresh Price (Published via SP)
  - \$200 Processed Price (Published via SP)



**Wind and rain during bloom reduces yield;  
rain during harvest causes fruit splitting.**

For Training Purposes Only  
Not to Supersede Published Policy



# Example

## Without Quality Exclusion Selection



### Guarantee

- 11.0 tons per acre APH × 100 acres × \$480 per ton price × 65% coverage level = **\$343,200 value of production guarantee**

### Quality Evaluation

- (20% Crop Year Packout ÷ 40% Historical Fresh Average Packout) × 35% Fresh Program Packout Percent = **17.5% Standardized Actual Fresh Packout**
- 17.5% Standardized Actual Fresh Packout < 32% Packout Threshold. Quality adjustment procedures are
  - 35% Program Packout Percent × 90% = 32% Packout Threshold





# Example

Without Quality Exclusion Selection

## Production to Count

- 6.0 tons per acre harvested production × 100 acres × 17.5% Standardized Actual Packout × \$1,000 fresh price = **\$105,000 Value of Fresh Production**
- 6.0 tons per acre harvested production × 100 acres × 82.5% processing (100% - 17.5% standardized actual fresh packout) × \$200 Processed Price = **\$99,000 Value of Processed Production**
- (\$105,000 Value of Fresh Production + 99,000 Value of Processed Production) ÷ \$480 Price Election = **425.1 Total Adjusted Tons Production to Count**

## Value of Production to Count

- 425.1 total production to count × \$480 per ton price = **\$204,048 value of production to count**



# Example

## With Quality Exclusion

### Producer

- 100 acres pomegranates
- 100% share
- 65% coverage level
- 11.0 ton per acre APH
- 6.0 ton per acre harvested production

### Program

*(based on industry average price & packout per ton)*

- \$480 per ton weighted average price
  - \$ 1,000 Fresh Price (Published via SP)
  - \$200 Processed Price (Published via SP)



**Wind and rain during bloom reduces yield;  
rain during harvest causes fruit splitting.**

For Training Purposes Only  
Not to Supersede Published Policy



# Example

With Quality Exclusion Election

## Guarantee

- 11.0 tons per acre APH × 100 acres × \$480 per ton price × 65% coverage level = **\$343,200 value of production guarantee**

## Production to Count

- 6.0 tons per acre harvested production

## Value of Production to Count

- 6.0 tons per acre total production to count × 100 acres × \$480 per ton price = **\$288,000 value of production to count**





Photo Source: Stock.XCHNG, Case IH, & USDA ARS



**Clif Parks** • President & CEO

- P: (913) 982-2441
- [CParks@AgriLogic.com](mailto:CParks@AgriLogic.com)



**Keith Schumann** • Senior Vice President

- P: (913) 982-2442
- [KSchumann@AgriLogic.com](mailto:KSchumann@AgriLogic.com)



**Bill Smith** • Vice President, Policy and Procedure

- P: (817) 504-8316
- [BSmith@AgriLogic.com](mailto:BSmith@AgriLogic.com)



**Brandon McDonald** • Senior Policy Analyst

- P: (913) 982-4256
- [BMcDonald@AgriLogic.com](mailto:BMcDonald@AgriLogic.com)



**Madilyn Nunez** • Policy Analyst

- P: (913) 333-4385
- [MNunez@AgriLogic.com](mailto:MNunez@AgriLogic.com)



**Ethan Bredemeyer** • Policy Analyst

- P: (913) 982-2453
- [EBredemeyer@AgriLogic.com](mailto:EBredemeyer@AgriLogic.com)

